

Internet Safety for Parents

A decorative graphic on the left side of the slide consists of several overlapping geometric shapes. At the top is an orange triangle containing the numbers '80' and '4B'. Below it is a green triangle containing the numbers '67' and '5', and the letter 'E'. Further down is a blue triangle with a white handprint. Below that is a red triangle with a white handprint. At the bottom is a yellow triangle. The bottom-most section is a dark grey area with white text that reads '6425', '0.5 (ONE)', and '0005'.

# TODAY'S OBJECTIVES

## We will learn:

1. What does cyberlife today look like?
2. What are the top 5 online dangers?
3. How can we as parents keep our children safer online?

**\* Please note:** This presentation is designed for adults and may have offensive or inappropriate content for children.



# CYBERLIFE TODAY

# YOURS VS. YOUR CHILD'S LIFE ONLINE

- 
- 
- 
- 
- 
- 



Is?

of?

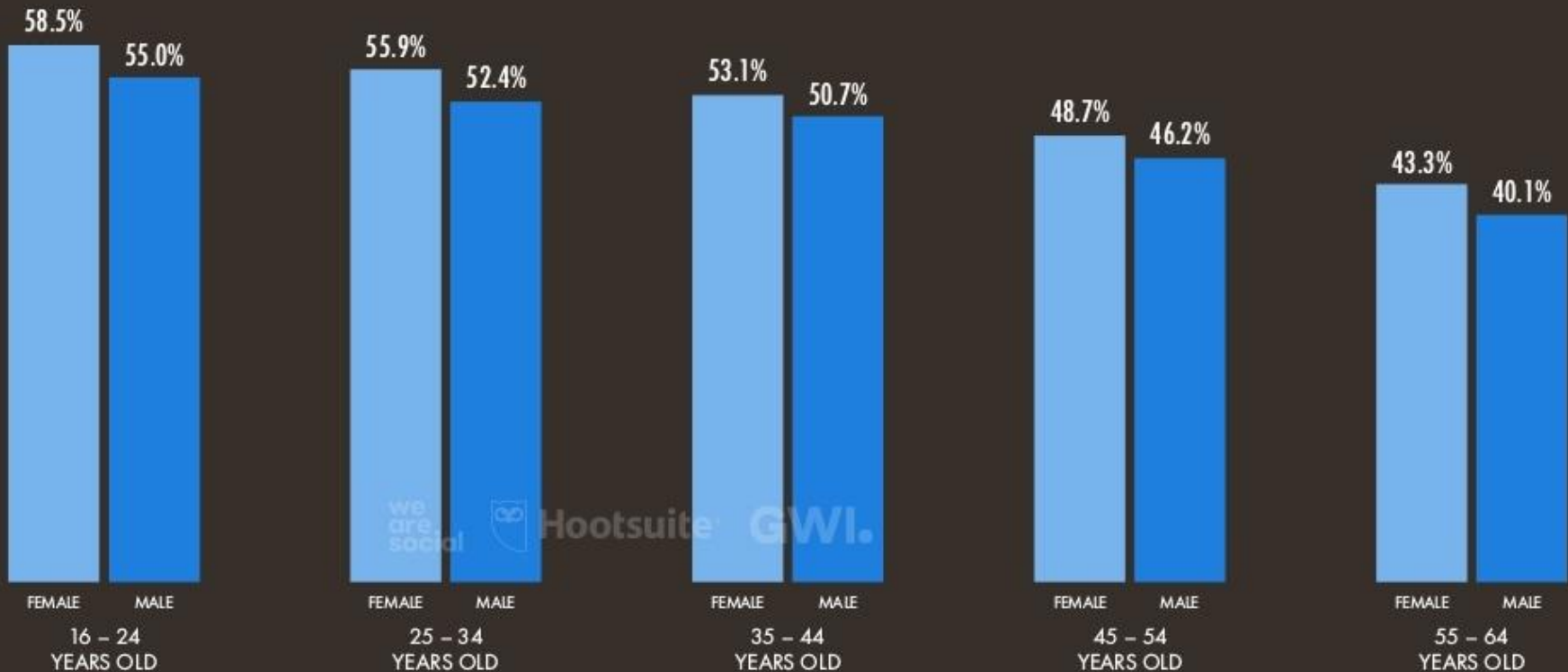


# TIME ONLINE BY AGE

JAN  
2021

## MOBILE'S SHARE OF DAILY INTERNET TIME

DAILY TIME THAT GLOBAL INTERNET USERS SPEND USING THE INTERNET VIA MOBILE DEVICES AS A PERCENTAGE OF TOTAL DAILY INTERNET TIME





# AVERAGE TIME ONLINE

**JAN  
2021**

## DAILY TIME SPENT WITH MEDIA

THE AVERAGE AMOUNT OF TIME\* EACH DAY THAT INTERNET USERS AGED 16 TO 64 SPEND WITH DIFFERENT KINDS OF MEDIA AND DEVICES

TIME SPENT USING THE  
INTERNET (ALL DEVICES)



**6H 54M**

TIME SPENT WATCHING TELEVISION  
(BROADCAST AND STREAMING)



**3H 24M**

TIME SPENT USING  
SOCIAL MEDIA



**2H 25M**

TIME SPENT READING PRESS MEDIA  
(ONLINE AND PHYSICAL PRINT)



**2H 02M**

TIME SPENT LISTENING TO  
MUSIC STREAMING SERVICES



**1H 31M**

TIME SPENT LISTENING  
TO BROADCAST RADIO



**1H 00M**

TIME SPENT LISTENING  
TO PODCASTS



**0H 54M**

TIME SPENT PLAYING VIDEO  
GAMES ON A GAMES CONSOLE



**1H 12M**



# THE TOP 5 ONLINE DANGERS



# 5 ONLINE DANGERS

1. The permanency of posts, “Your Post Can Haunt Your Future”
2. The potential embarrassment of posts, “If You Don’t Want Everyone To See, Don’t Let Anyone See It”
3. Safety, privacy, and predators, “Don’t Be Over-Exposed Online”
4. Acts that are criminal, piracy, and plagiarism, “Your Post May Be Used Against You” “What Effects Are Your Posts Having?”
5. Cyberbullying, “If You Wouldn’t Say It To Someone’s Face, Don’t Say It Online”



# 1) PERMANENCY OF POSTS





# WE ALWAYS LEAVE DIGITAL FOOTPRINTS

- Everywhere you go, you leave a digital footprint
- Everything is searchable
- Anonymity is a myth
- Therefore, there is a permanent record of all your exploration and interaction online



# TO KEEP CHILDREN SAFER

**Limit communication, teach your child to ask:**

Who might I hurt?

Is it something I really want others to see or know about me?

How could this impact my future?

Do I like what this says about me?

Could this get me into trouble?

Would the adults in my life think this is appropriate?



## 2) EMBARRASSMENT





# THE LEGAL COST OF SEXTING

A minor who knowingly possesses/distributes a minor nude or sexually explicit image (even of themselves):

- 1<sup>st</sup> Offense - community service/fine/training
- 2<sup>nd</sup> Offense - 1 yr. jail, 1 yr. probation, and \$1,000 fine
- 3<sup>rd</sup> Offense - 5 yrs. in prison, 5 yrs. probation, and \$5,000 fine

A minor will NOT be found guilty if they did ALL 3:

1. didn't solicit it,
2. didn't transmit it, *and*
3. tried to report it.



# WHHHHHHHHHHY???????

Motivations of those who sext:

- Naivety and/or ignorance
- Brain development – abstract reasoning
- Hormones and/or wanting to feel “sexy” or adult
- Looking for love in all the wrong places, difficulties saying “no”
- Attention - looking for their 15 MB of fame
- Peer pressure and thinking “everyone does it”
- Electronic availability and impulse control
- Boredom, drive for excitement and drama
- Revenge, retaliation, cyberbullying
- Desire for popularity/status/power

**If a little exposure is good, why isn't a lot of exposure GREAT?**



### 3) SAFETY/PRIVACY/PREDATORS





# MOST COMMON INTERNET CRIMES

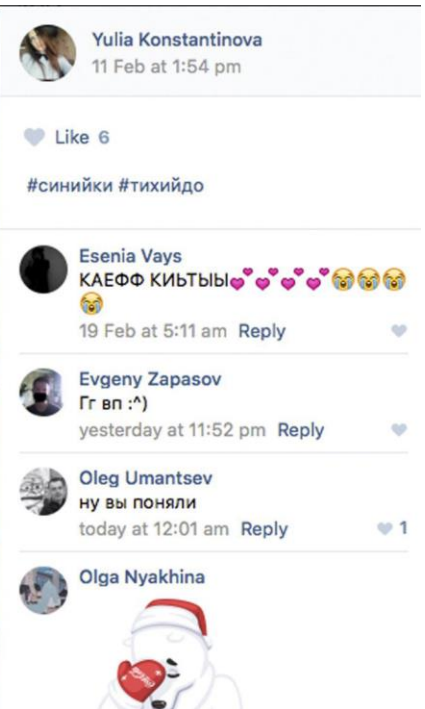
- Phishing/Spoofing/  
Pharming/Trojans/  
Spyware/Viruses
- Extortion
- Hacked Information
- Electronic Harassment
- Child Pornography
- Sexual Exploitation
- Copyright Infringement
- Human Trafficking

**Sextortion: The evolution of online predators**



# DANGEROUS ACTIVITY


- Where is your child going?
- What are they doing with what they find?
- How much time are they spending there and how is it affecting other aspects of their life?





# WHAT THEY MAY BE ACTUALLY VIEWING

- Lies, buying followers
- Morally corrupt posts/challenges/pranks disguised as the norm or acceptable
- Dangerous “challenges”
- Violence disguised to attract youth
- Predators
- Fetishization/glorification of crime and violence



# WE MUST TEACH CRITICAL THINKING

**AS THEY WEIGHED THEIR OPTIONS...  
THEY CHOSE TO  
THINK FOR THEMSELVES**

**think  
B4U  
POST**

Help others  
Have fun  
Get positive attention  
Feel proud

Lose friends  
Hurt myself or someone else  
Get suspended or arrested

Damage or steal school property  
Learn a new dance trend  
Lick a toilet seat  
Do the climate change challenge  
Send a nude

**BECAUSE EVERY ACTION  
HAS A CONSEQUENCE**

Help identify and intervene with at-risk individuals BEFORE they hurt themselves or others by reporting non-urgent threats, harassing behaviors, illegal activity (vandalism, theft, sale of drugs), as well as information about planned crimes. Submit a non-urgent safety concern confidentially or anonymously to FortifyFL via the app or online at [www.getfortifyfl.com](http://www.getfortifyfl.com), or go to Broward Schools at [www.browardschools.com/SecurityTips](http://www.browardschools.com/SecurityTips), by dialing 754-321-3500, or emailing [SecurityTips@browardschools.com](mailto:SecurityTips@browardschools.com).

The graphic on the left consists of several overlapping geometric shapes. A green triangle contains the numbers 80, B24B, 4, 67, 3, 9, 12, and 67. A yellow rectangle is at the top. A blue triangle is on the left. A green rectangle with a white hand icon is in the center. A grey rectangle is on the right.

# TIKTOK SCHOOL CHALLENGES

- August: Sleep in and be late
- September: Mess up a toilet/vandalize the restroom
- October: Smack a staff member on the backside
- November: Kiss your friend's girlfriend at school
- December: "Deck the halls and show you balls" in the school halls (expose your private parts)
- January: Jab a breast
- February: Mess up school signs
- March: Make a mess in the courtyard or cafeteria
- April: Grab some "eggz" (theft/stealing)
- May: Ditch day
- June: Flip off the front office
- July: Spray a neighbor's fence



## 4) CRIMINAL/PIRACY/PLAGIARISM





# PIRACY, PLAGIARISM & COPYRIGHTS

**Does your child even know if they are cheating or stealing?** The Internet is one of the main sources of plagiarism and ranges from relatively innocent to outright thievery

- What is Piracy?

Stealing copyrighted work by downloading or copying it in order to keep, sell, or give it away without permission and without paying

- What is Plagiarism?

The copying, “lifting,” or making slight changes to some or all of someone else’s work and saying you wrote it

- Why is it wrong to use someone else’s copyrighted work without permission?



# VIDEO VOYEURISM LAW

**Video Voyeurism** is a first degree misdemeanor burglary & trespass



## **FL Crimes State Statute 810.145**

No installing or using any imaging device to record a person who is dressing or undressing or at a place and time when that person has a reasonable expectation of privacy (locker rooms, bathrooms, tanning booth, etc.); or record under or through the clothing for the purpose of viewing the body of, or the undergarments worn by that person

# “WHAT EFFECTS ARE YOUR POSTS HAVING?”

If you post it and you incite a disturbance,  
**you can be held responsible.**



## 5) CYBERBULLYING





# SOME DO, MOST DON'T

Cyberbullying is willful and repeated harm inflicted through the medium of electronic text or imaging and it may constitute a computer crime. It follows the same definition of bullying:

**R** Repeated

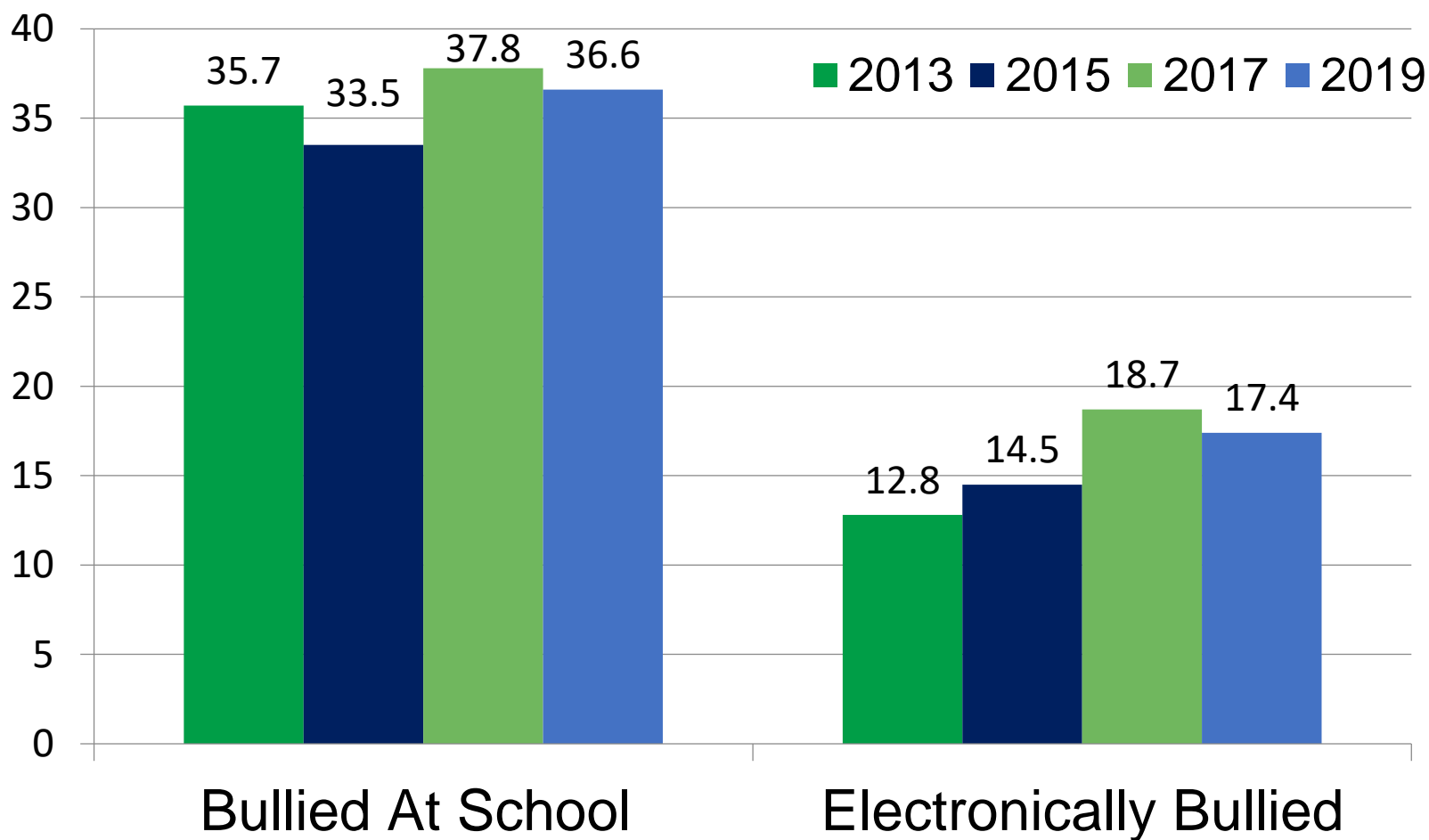
**I** - Imbalance of Power

**P** - Purposeful



# BCPS MIDDLE SCHOOLS

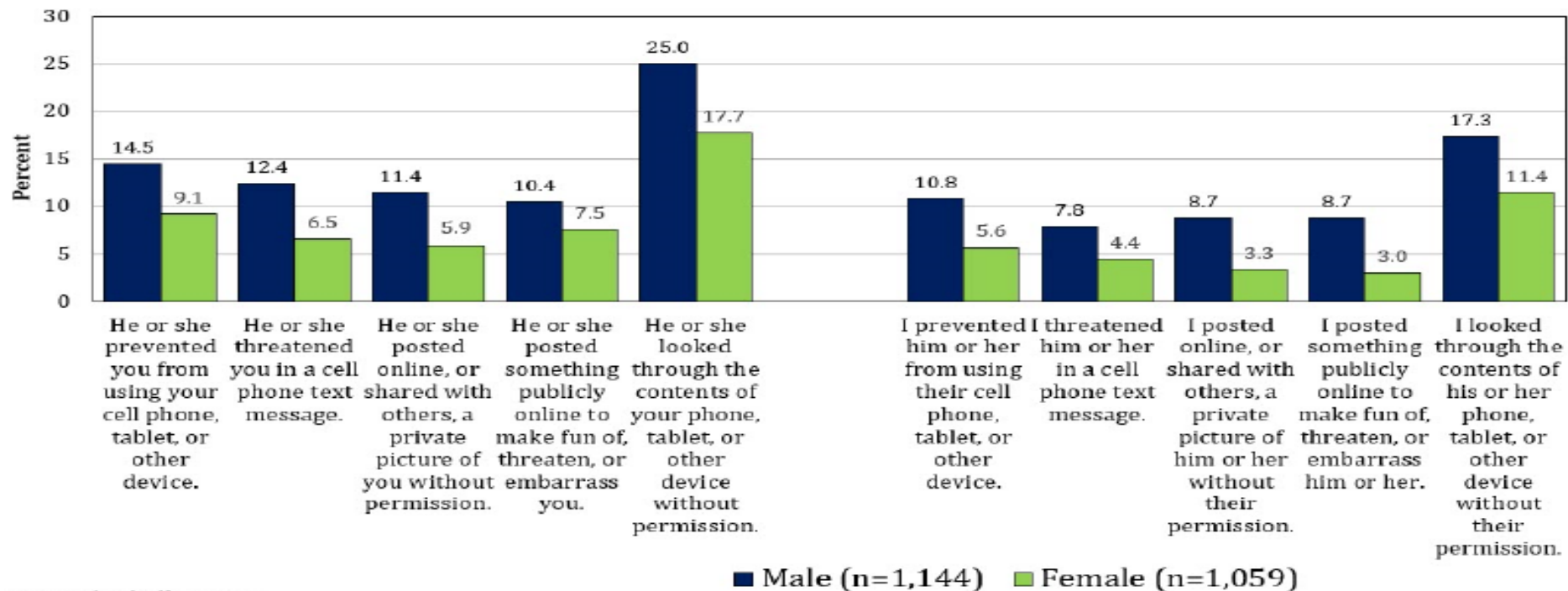
From 2013-2019 there has been no significant change in bullying, but there has been a significant **increase in middle cyberbullying**





# DIGITAL DATING ABUSE

- 60% of BCPS middle school students state they are dating
- Of those, 60% say they have suffered some form of abuse
- Digital dating abuse can be a form of cyberbullying/harassment
- Nationally 28% of dating students ages 12-17 experienced digital dating abuse



The background features a series of overlapping triangles in orange, green, red, blue, yellow, and dark grey. Faint, semi-transparent digital text, including numbers (80, 4, 9, 67, 5) and alphanumeric strings (B24B, 2A, 67E, 123, 67E), is scattered across the colored areas. A faint green hand icon is also visible in the lower-left green triangle.

KEEPING OUR  
CHILDREN  
SAFER ONLINE



# AS A PARENT, KNOW

- It is always “on”, even if you take away their phone
- They may suffer information overload
- The pressure to broadcast is real
- There will be exposure to inappropriate content, people and influences
- You must embrace their world if you want to effectively protect them



A decorative graphic on the left side of the slide consists of several overlapping geometric shapes. At the top is an orange triangle containing the numbers '80' and '4B'. Below it is a green triangle containing the number '5' and the letter 'E'. Further down is a blue triangle with a white handprint icon. Below that is a red triangle with a white handprint icon. At the bottom is a yellow vertical rectangle. The bottom-most section is a dark grey area with some faint, illegible text and numbers.

# THE 3 ONLINE SAFETY STRATEGIES

## 1. Communication while online

- Permanency of online comments/pics, “Your Post Can Haunt Your Future”
- Embarrassment, “If You Don’t Want Everyone To See, Don’t Let Anyone See It”
- Cyberbullying, “If You Wouldn’t Say It To Someone’s Face, Don’t Say It Online”
- “What Effects Are Your Posts Having?”

## 2. Access to your information and computer

- Safety/Privacy/Predators, “Don’t Be Over-Exposed Online”

## 3. Activity while online

- Legal/Criminal/Plagiarism/Pirating, “Your Post Maybe Used Against You”

# COMMUNICATION

## #1 Between you and your child

- Human Connection: Communicate and connect through time and attention. It will build trust and allow you to set limits.
- Limit Setting = Discipline = Love

## #2 Between your child and the online world

- Create and enforce “rules of the road”
- What are you sharing?
  - Images of yourself
  - Images of others
- How are you treating others?

Sign a digital contract with your child - technology is a privilege not a right





# MONITOR SOCIAL MEDIA

- Social Media: Be your child's "friend" to monitor behavior, but respect their privacy and only confront "safety issues"
- Do you have all their passwords?
- Can they download apps and create profiles without you knowing?
- Set Google alerts for your and your child's name and private contact information

fakebook home account privacy logout

Suzanne's Profile Texas

**Suzanne Candles**

**Contact info** *Knows where you live & how to reach you*

Name: Suzanne Beth Candles  
Email: sbcandles1997@yahoo.net  
Phone: 806-555-5555  
Address: 1428 S. Juno  
Birthday: July 8, 1997  
Interests: Younglife Mondays  
School: Perry Middle School *Helpful for stealing your identity*

*Knows when and where to find you*

More photos of Suzanne (56)  
Send Suzanne a message  
Add Suzanne as a Friend

**Suzanne's Friends (256)**

Billy Spencer  
Maria Addame  
Brian Frame  
Kaitlyn Matthews

**My Wall**

Displaying 1 wall post See all

Roxie Reynolds at 3:48 p.m., March 7, 2011  
Meet you Friday at Thompson Park for Frisbee Golf after school.  
Message Comments Like

*Keep your address, birth date, and other identifying information private.*

**THINK**  
b4u POST



# ALLLLL THEIR SOCIAL MEDIA

*Finstagram*

**X**stagram



smaaashley\_k

⌚ 3h



ashley\_k

⌚ 3min





# HOW IS YOUR CHILD TREATING OTHERS ONLINE?

**Provide accountability and teach them to use their communication for good, not to feed cyberbullying**

- Keep critical comments to yourself
- Don't forward rumors or embarrassing photos
- Don't comment on insulting or harassing posts
- Document what you see and when
- Don't encourage cruelty
- Don't participate just to fit in
- Don't be silent – stand up for the victim
- Report it
- Treat others with respect and as you would if you were F2F



# RESPONDING TO YOUR CHILD

1. **A** – Affirm they did the right thing telling you, stay calm
  2. **A** – Ask open-ended questions, gather information
  3. **A** – Assess for threats of harm to child or others
  4. **A** - Act
- Condemn the behavior not the child
  - When we talk to students – what do you think they fear you will do, if they tell you about something inappropriate that happening online?



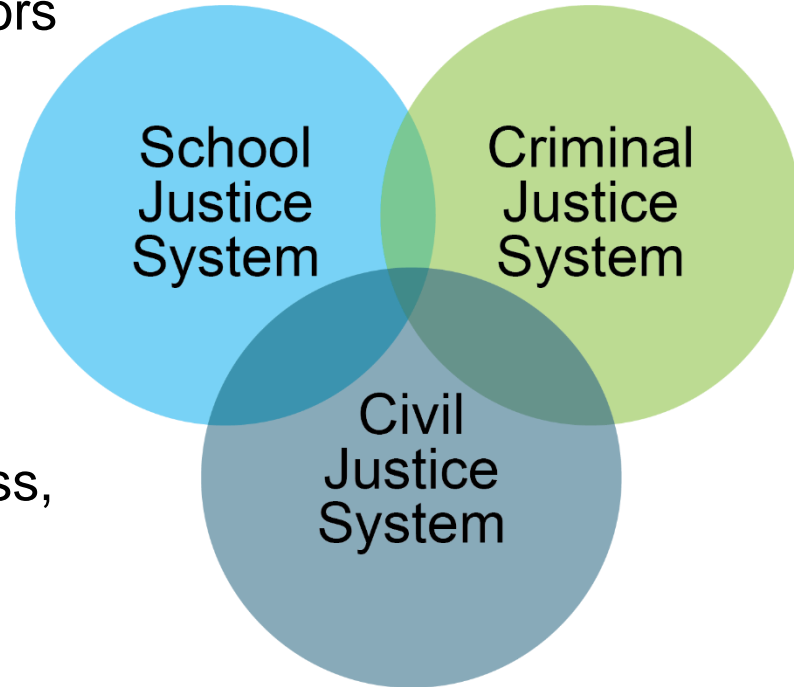
# ACTING WITH ONLINE ABUSE

## **SEXTING/CYBERBULLYING/HARASSMENT**

- Don't engage or retaliate with the aggressor
- Stop the active abuse by blocking and reporting offender to sites/apps
- Change accounts, emails if necessary
- Document evidence, take screenshots, save material
- Gather information and identify perpetrators

## **DETERMINE ACTION**

- At home (monitoring, filters, counseling)
- Legal Action: inform police when threats, harassment, stalking, hate crime, child exploitation, etc. are involved
- Civil Action: defamation, emotional distress, false light, etc.
- School Action: Administration, Guidance, safety plans, interventions





# REPORTING CYBERBULLYING

- **WHO?** To the school's principal or Investigative Designee
- **WHY?** Early intervention is key to safety and violence prevention, if ignored can get worse
- **HOW?** In writing, orally, anonymously
- **WHAT IF?** The cyberbullying occurred off school grounds?  
Schools will take reports and provide interventions, but **can only provide consequences if the actions significantly affect a student's ability to learn** or a teacher's ability to teach  
(First Amendment rights)
- **Want more info?** Go to [browardprevention.org](http://browardprevention.org)



# ACCESS

## 1) Limit access to the computer

- Install firewall, anti-spyware, antivirus software, and perform updates regularly
- Don't open attachments or enter 'free' contests from unknown people
- Type in website addresses instead of clicking on links
- Look for "https" or the lock image in your browser window before buying or opening an account
- Exit inappropriate websites, click "X", "Back" button
- Turn computer off when not in use, cover cameras

## 2) Limit access to you and your information

- Guard your passwords, make them complex, unique
- Home address, Home/cell phone number, email
- Location
- Accounts often default to "public"



# REPORTING ABUSE

## Report anyone who

- Sends your child adult images
- Asks your child to send images
- Talks about inappropriate subjects
- Asks to meet your child offline
- Is abusive

## National reporting

- CyberTipline.org 1-800-THE LOST or [www.missingkids.com](http://www.missingkids.com)
- Call local police and ask if they have a department affiliated with Internet Crimes Against Children

**If you're a victim of sextortion** or know someone else who is, call your local FBI office or toll-free at 1-800-CALL-FBI

## Students may report by any of these methods



### FortifyFL

Go to [www.getfortifyfl.com](http://www.getfortifyfl.com) to submit a tip online or download and use the app. Your tip can be anonymous or confidential and will immediately reach law enforcement and Broward Schools.



### Broward Schools Online Tips

Go to [www.browardschools.com/SecurityTips](http://www.browardschools.com/SecurityTips) to submit an anonymous or confidential tip online.



### Broward Schools 24/7 Tipline

Dial 754-321-3500 to submit an anonymous or confidential tip online. The phones are available 24 hours a day, 7 days a week.



### Broward Schools Email for Tips

Submit a confidential tip by emailing [SecurityTips@browardschools.com](mailto:SecurityTips@browardschools.com).



A decorative graphic on the left side of the slide, composed of several overlapping geometric shapes. At the top is an orange triangle containing the numbers '80', '4B', and '67'. Below it is a green triangle containing the number '5' and the letters '67E'. Further down is a blue triangle with a white handprint icon. Below that is a red triangle with a white handprint icon. At the bottom is a yellow vertical rectangle. The bottom-most section is a dark grey area with some faint, illegible text and numbers like '6425' and '0.5 (ONE)'.

# ACTIVITY

- Where are you going? Who are you interacting with?
- What are you doing with what you find?
- How much time are you spending there and how is it effecting other aspects of your life?

## **Change device setting**

- Set parent controls on broadband, mobile network, computers, phones
- Who controls app downloads? **Ghost apps**
- What apps are being used most? Disable in-app purchasing
- Disable location settings, photo tags
- Set age limits on all devices for content

## **Use tracking and filtering software:**

1. Blocking software: bad vs. good sites, age level
2. Filtering: outgoing and incoming key words
3. Monitoring and tracking: at every level



# HOW MUCH SUPERVISION IS NEEDED?

Determination is based on:

- Age
- Previous behavior demonstrating self-control/responsibility
- Developmental or personal challenges (impulse control, etc.)



Why is a parent's ultimate goal the removal of all monitoring and restrictions?

A decorative vertical bar on the left side of the slide, composed of several colored geometric shapes: an orange triangle at the top with the number '80', a green triangle with the number '4B' and '67E', a blue triangle with the number '5', a red triangle with a white handprint, and a yellow rectangle. At the bottom, there is a grey rectangle with the number '6425' and the text '0.5 (ONE)' and '0.005'.

# COPYRIGHTS & PLAGIARISM

Help your child respect creativity with what they find and do by role modeling and having them:

- **ASK:** How does the author say I can use the work? Do I have to get the creator's permission first?
- **ACKNOWLEDGE:** Did I give credit to the work I used?
- **ADD VALUE:** Did I rework the material to make new meaning and add something original?



# A FINAL WORD ON YOUR ROLE

- Embrace and communicate with your child about their online world regularly
- Monitor usage and social media without interfering
- Educate yourself at [Commonsense.org](http://Commonsense.org), [Cyberbullying.org](http://Cyberbullying.org), [Childnet.com](http://Childnet.com), [Browardprevention.org](http://Browardprevention.org)
- Encourage life balance with online use
- Create and enforce rules of the road
  - Where can they go? What can they do? With whom can they speak?
  - Use privacy settings, monitoring/filtering software
  - Enforce limits on how they treat others
  - Follow school policies
- Explain if something hurtful/scary happens, they are not to blame and you are there to help



# QUESTIONS?

For more information contact us at:

School Climate & Discipline  
Department

[BrowardPrevention.org](http://BrowardPrevention.org)

754-321-1655